




Happiness Index for Foreign Nationals

- In order to visualize the strengths and weaknesses of our prefecture through objective indicators as well as enhance and strengthen policies, Ibaraki has created the first-ever happiness index for foreign nationals in Japan.
- Based on the input of foreign residents and others, and utilizing government statistics and other data that can be compared with other municipalities in Japan and objectively evaluated, a total of 14 indicators were established and calculated.

culated.

	Index	Indicator Value	Standardized Variable*1	Field-Specific Ranking*2	Overall Ranking
<div>W O R K</div> <div></div>	Saving and Remittance Ease Index	0.72pt	0.72	6th (0.59)	4th (1.79)
	Japanese and Foreign Resident Workforce Participation Rate	2.9%	0.57		
	Establishments Employing Foreign Workers Rate	6.1%	1.60		
	Professional and Technical Personnel Rate	25.0%	-0.03		
	Missing Foreign Workers Rate	2.4%	0.10		
<div>L I V E</div> <div></div>	Japanese and Foreign Nationals' Coexistence Rate	2.9%	1.01	5th (0.79)	
	Foreign Nationals' Consultation Desk Establishment Rate	20.5%	-0.21		
	Regional English Proficiency	38.7%	1.11		
	Japanese Language Class Installation Rate	86.4%	1.23		
	Medical Institutions Accepting Foreign Patients Rate	3.1%	0.83		
<div>L E A R N</div> <div></div>	Foreign Children and Students Rate	1.6%	1.20	6th (0.41)	
	Support System for Students Requiring Japanese Language Instruction	11.6 people Per support staff member	-0.30		
	Special Admission Quotas and Transfer Admission Settings for Foreign Students Rate	100%	0.84		
	International Student Rate	0.1%	-0.12		

*1 The score indicating how far the value deviates from the average value of 0.

*2 The numerical values in parentheses represent the average of the standardized variables, and the overall ranking is calculated by summing them up.