

1 平成24年東京都中央卸売市場取扱実績

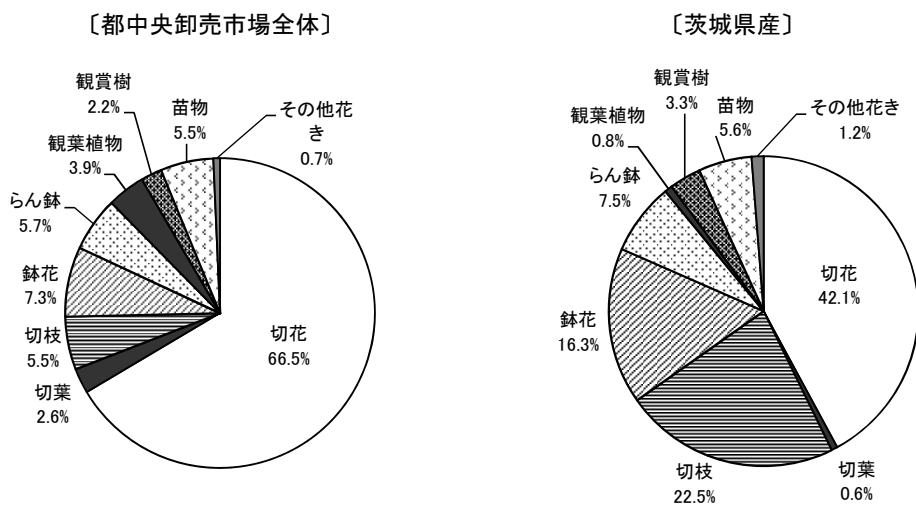
(1)-ア 東京都中央卸売市場 部類別販売実績(総数)

区分	年計	1月	2月	3月	4月	5月	6月	7月	8月	9月	10月	11月	12月	
総数	金額(千円)	86,447,112	5,073,794	6,243,287	9,417,670	6,838,997	8,928,819	5,762,841	5,830,133	6,550,447	7,128,260	7,057,240	7,194,393	10,421,230
	前年対比	104%	93%	114%	141%	102%	114%	90%	96%	97%	91%	99%	106%	105%
切花	数量(千本)	936,932	59,953	66,530	106,220	74,890	77,672	68,600	80,535	90,906	92,418	71,644	63,172	84,392
	前年対比	100%	95%	96%	108%	103%	102%	102%	106%	96%	95%	106%	98%	97%
	金額(千円)	57,485,423	3,672,641	4,536,692	7,046,050	4,235,448	4,541,038	3,569,786	4,064,451	5,368,507	5,339,244	4,592,129	4,321,941	6,197,497
	前年対比	100%	95%	96%	108%	103%	102%	102%	106%	96%	95%	106%	98%	97%
切葉	数量(千枚)	81,444	5,456	6,046	7,718	7,125	8,511	6,693	6,946	6,410	6,878	7,037	6,305	6,319
	前年対比	102%	103%	106%	124%	99%	101%	96%	99%	95%	93%	103%	100%	102%
	金額(千円)	2,255,043	135,986	167,825	228,097	215,433	238,020	171,027	185,285	173,537	183,351	197,289	180,336	178,857
	前年対比	101%	86%	102%	125%	103%	101%	88%	97%	97%	88%	109%	106%	107%
切枝	数量(千束)	28,175	1,189	2,290	1,822	1,336	1,186	1,246	1,392	1,249	1,468	2,056	2,093	10,849
	前年対比	100%	90%	101%	126%	114%	107%	103%	99%	99%	90%	100%	104%	97%
	金額(千円)	4,794,279	219,139	497,902	380,957	270,093	260,954	254,394	239,869	224,723	283,274	399,341	419,869	1,343,762
	前年対比	109%	90%	125%	146%	118%	110%	102%	101%	100%	89%	112%	122%	104%
鉢花	数量(千鉢)	20,326	1,429	1,323	1,763	1,669	3,648	1,391	1,100	606	1,267	1,762	2,090	2,276
	前年対比	96%	98%	86%	105%	71%	129%	89%	110%	85%	92%	98%	90%	93%
	金額(千円)	6,310,726	330,451	314,940	431,793	460,168	1,481,233	366,155	268,345	134,733	289,491	408,782	779,031	1,045,604
	前年対比	101%	98%	89%	115%	70%	140%	88%	116%	78%	87%	90%	95%	99%
らん鉢	数量(千鉢)	1,835	210	149	203	149	214	119	103	71	111	103	129	274
	前年対比	98%	128%	79%	108%	72%	115%	92%	102%	98%	106%	111%	88%	91%
	金額(千円)	4,916,045	306,384	295,273	502,718	390,331	503,603	356,042	349,024	225,817	365,234	375,149	452,197	794,272
	前年対比	105%	94%	93%	129%	92%	133%	106%	108%	98%	103%	107%	100%	102%
観葉植物	数量(千鉢)	8,828	419	431	665	921	1,300	985	922	598	778	787	610	410
	前年対比	102%	105%	95%	126%	86%	124%	93%	108%	88%	102%	102%	98%	105%
	金額(千円)	3,407,873	178,045	179,168	294,140	381,773	471,683	373,792	369,557	223,895	286,728	277,290	217,714	154,088
	前年対比	105%	110%	96%	135%	98%	123%	98%	112%	85%	103%	104%	97%	100%
観賞樹	数量(千鉢)	4,297	175	208	398	610	1,029	422	187	104	243	353	280	287
	前年対比	98%	99%	85%	117%	77%	125%	100%	105%	84%	89%	99%	82%	100%
	金額(千円)	1,909,102	53,362	73,734	156,464	265,294	556,778	164,363	70,211	41,115	90,744	179,098	137,170	120,769
	前年対比	104%	96%	94%	136%	75%	131%	93%	118%	85%	89%	138%	85%	95%
苗木	数量(千箱)	3,324	129	127	238	372	532	350	199	108	178	380	438	275
	前年対比	98%	99%	94%	108%	86%	111%	94%	110%	96%	99%	99%	92%	89%
	金額(千円)	4,782,666	164,224	162,237	349,855	591,629	826,872	482,141	238,671	119,499	250,636	575,265	622,175	399,461
	前年対比	100%	90%	83%	122%	94%	113%	89%	121%	83%	91%	93%	101%	111%
その他花き	数量(千箱)	897	17	17	22	34	56	34	170	100	38	67	106	236
	前年対比	106%	152%	156%	128%	83%	167%	99%	115%	113%	99%	129%	77%	100%
	金額(千円)	585,954	13,562	15,515	27,595	28,829	48,637	25,142	44,721	38,621	39,558	52,896	63,960	186,919
	前年対比	98%	96%	101%	146%	77%	88%	82%	99%	100%	95%	57%	115%	122%
その他花き	金額(千円)	585,954	13,562	15,515	27,595	28,829	48,637	25,142	44,721	38,621	39,558	52,896	63,960	186,919
	前年対比	98%	96%	101%	146%	77%	88%	82%	99%	100%	95%	57%	115%	122%
	価格(円/箱)	653	791	911	1,230	860	865	737	263	386	1,049	784	603	793
	前年対比	93%	63%	64%	114%	93%	53%	82%	86%	88%	96%	45%	148%	122%

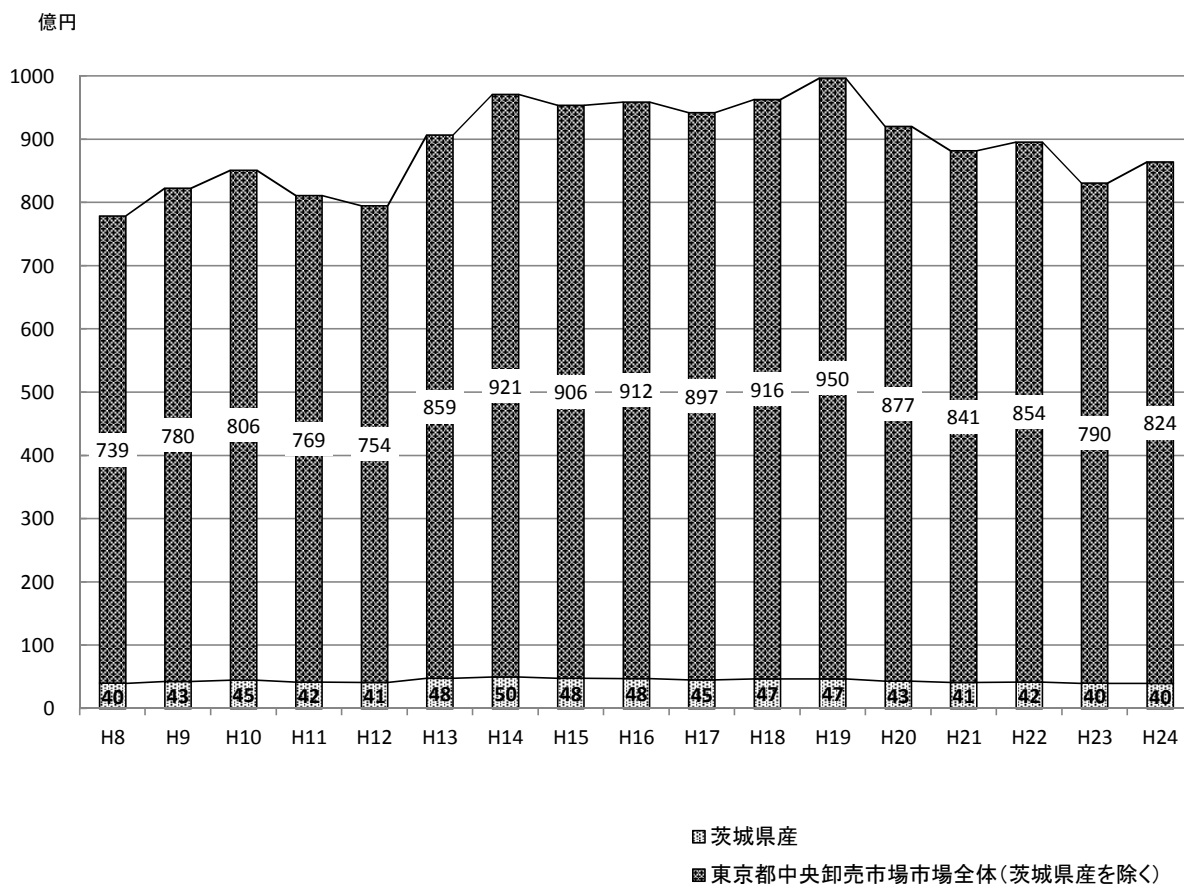
(1)-イ 東京都中央卸売市場 部類別販売実績(茨城県産)

区分	年計	1月	2月	3月	4月	5月	6月	7月	8月	9月	10月	11月	12月	
総数	金額(千円)	3,966,967	162,618	207,586	257,854	238,103	499,603	279,161	269,419	232,950	297,535	299,902	284,507	937,729
	前年対比	98%	89%	103%	130%	85%	122%	80%	84%	76%	101%	97%	103%	102%
切花	数量(千本)	34,357	1,357	1,435	1,758	1,735	2,395	4,293	5,451	4,113	4,963	3,277	1,756	1,825
	前年対比	94%	84%	96%	100%	102%	96%	98%	98%	72%	105%	105%	92%	95%
	金額(千円)	1,670,572	89,155	100,192	132,480	104,037	148,225	166,181	179,916	168,909	196,164	146,818	105,205	133,290
	前年対比	92%	88%	113%	133%	107%	97%	73%	74%	72%	105%	97%	102%	99%
切葉	価格(円/本)	49	66	70	75	60	62	39	33	41	40	45	60	73
	前年対比	97%	105%	117%	133%	106%	102%	75%	76%	101%	100%	92%	111%	104%
	数量(千枚)	608	20	18	14	50	134	65	98	56	63	47	29	15
	前年対比	87%	116%	111%	124%	113%	72%	65%	128%	87%	104%	87%	76%	49%
切枝	金額(千円)	25,562	668	581	473	2,519	5,265	2,862	4,144	2,344	2,246	2,301	1,219	940
	前年対比	93%	120%	113%	134%	132%	74%	73%	122%	105%	81%	105%	85%	77%
	価格(円/枚)	42	34	32	34	50	39	44	42	42	35	49	42	64
	前年対比	107%	104%	102%	108%	117%	103%	113%	96%	121%	78%	120%	113%	159%
鉢花	数量(千束)	7,862	115	280	87	64	55	66	123	114	100	149	244	6,464
	前年対比	95%	101%	105%	108%	94%	83%	111%	106%	99%	88%	79%	94%	95%
	金額(千円)	891,954	17,714	46,349	20,241	13,854	14,463	14,438	21,897	20,226	20,899	27,561	27,295	647,017
	前年対比	102%	94%	105%	146%	107%	105%	102%	97%	94%	84%	102%	110%	102%
らん鉢	価格(円/束)	113	153	166	233	215	264	218	178	178	210	184	112	100
	前年対比	108%	93%	100%	135%	113%	126%	92%	92%	95%	95%	130%	118%	108%
	数量(千鉢)	1,948	89	91	149	133	453	133	92	45	121	230	241	172
	前年対比	106%	73%	79%	106%	59%	182%	103%	122%	80%	110%	117%	102%	97%
観葉植物	金額(千円)	647,786	25,623	29,520	42,654	40,942	187,249	36,402	22,327	9,305	25,877	52,115	88,035	87,738
	前年対比	106%	84%	88%	112%	58%	177%	97%	126%	67%	97%	97%	93%	98%
	価格(円/鉢)	332	287	324	287	307	414	274	244	206	214	227	365	510
	前年対比	99%	114%	112%	105%	98%	97%	94%	104%	83%	88%	83%	91%	100%
観賞樹	数量(千鉢)	40	3	3	4	4	4	3	3	3	3	3	3	3
	前年対比	99%	99%	81%	93%	78%	119%	92%	93%	99%	108%	122%	109%	130%
	金額(千円)	297,372	19,704	19,484	30,285	23,487	27,395	22,705	23,545	21,532	27,466	28,946	25,453	27,370
	前年対比	118%	115%	103%	168%	112%	131%	103%	110%	105%	107%	121%	115%	139%
観賞植物	価格(円/鉢)	7,346	5,975	6,146	6,926	5,816	6,278	8,051	8,147	7,657	8,196	8,464	8,705	9,063
	前年対比	119%	116%	127%	182%	143%	111%	113%	119%	106%	99%	99%	105%	107%
	数量(千鉢)	203	7	7	13	26	28	23	19	15	23	23	13	6
	前年対比	97%	69%	63%	113%	79%	102%	98%	112%	96%	119%	92%	117%	101%
苗木	金額(千円)	31,632	617	882	1,743	4,107	4,959	3,728	2,960	2,769	4,030	3,720	1,500	615
	前年対比	90%	90%	87%	157%	81%	89%	97%	88%	71%	108%	82%	111%	67%
	価格(円/鉢)	155	93	120	135	159	174	165	158	180	173	165	113	101
	前年対比	93%	131%	138%	139%	103%	88%	99%	78%	74%	91%	88%	95%	66%
その他花き	数量(千鉢)	311	9	11	32	37	89	24	14	14	22	32	17	11
	前年対比	111%	120%	122%	151%	64%	130%	138%	146%	116%	107%	92%	141%	104%
	金額(千円)	131,553	2,601	2,776	8,792	13,404	63,967	6,624	2,885	2,868	5,554	14,591	5,216	2,274
	前年対比	88%	117%	69%	95%	57%	107%	58%	69%	110%	83%	87%	105%	65%
苗木	価格(円/鉢)	423	279	264	275	360	717	276	210	209	255	456	308	212
	前年対比	93%	109%	88%	90%	71%	98%	61%	96%	94%	109%	116%	122%	91%
	数量(千箱)	183	5	5	13	21	33	21	10	4	11	18	26	16
	前年対比	94%	67%	63%	84%	81%	112%	93%	136%	85%	94%	85%	108%	99%
その他花き	金額(千円)	221,156	5,154	5,750	15,541	32,820	45,377	24,528	10,236	3,827	12,655	20,569	27,502	17,198
	前年対比	95%	60%	58%	90%	95%	105%	86%	168%	67%	85%	76%	122%	121%
	価格(円/箱)	1,209	1,058	1,080	1,191	1,532	1,378	1,172	1,041	946	1,190	1,120	1,064	1,097
	前年対比	101%	90%	92%	108%	117%	94%	93%	123%	78%	90%	90%	113%	123%
その他花き	数量(千箱)	52	1	1	2	2	3	3	4	2	2	4	4	24
	前年対比	87%	86%	48%	46%	61%	74%	196%	136%	129%	68%	93%	99%	88%
	金額(千円)	49,379	1,383	2,052	5,644	2,932	2,704	1,693	1,509	1,169	2,643	3,281	3,082	21,286
	前年対比	84%	53%	96%	148%	44%	28%	120%	65%	120%	73%	89%	112%	113%
その他花き	価格(円/箱)	941	1,326	2,014	2,602	1,408	833	516	386	622	1,242	801	759	904
	前年対比	97%	62%	198%	324%	72%	38%	61%	48%	93%	107%	96%	113%	128%

(1)-ウ 東京都中央卸売市場 部類別取扱金額シェア



(2) 東京都中央卸売市場 取扱金額推移



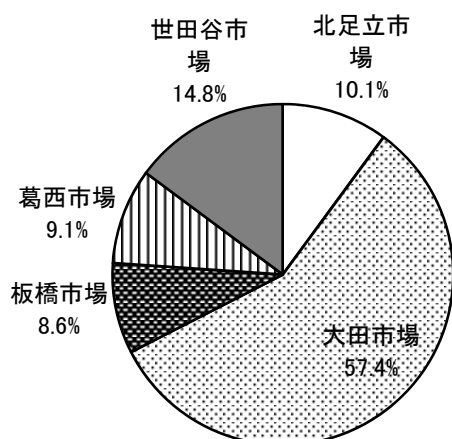
(3) 東京都中央卸売市場 市場別取扱金額

単位：千円

区分		総入荷			茨城県産			市場の占有率
		平成24年	平成23年	前年比	平成24年	平成23年	前年比	
北足立市場	切花類	7,343,630	7,280,508	101%	301,129	340,910	88%	4.1%
	鉢物類	1,070,099	1,051,066	102%	90,190	84,587	107%	8.4%
	その他	295,981	291,140	102%	28,934	32,406	89%	9.8%
	計	8,709,710	8,622,713	101%	420,253	457,904	92%	4.8%
大田市場	切花類	36,860,975	34,603,105	107%	1,501,697	1,582,044	95%	4.1%
	鉢物類	9,437,423	9,241,350	102%	632,163	588,590	107%	6.7%
	その他	3,332,443	3,367,098	99%	152,823	164,808	93%	4.6%
	計	49,630,840	47,211,553	105%	2,286,683	2,335,442	98%	4.6%
板橋市場	切花類	6,697,127	6,570,681	102%	278,437	277,440	100%	4.2%
	鉢物類	595,711	593,018	100%	30,129	32,974	91%	5.1%
	その他	147,404	146,897	100%	9,470	10,193	93%	6.4%
	計	7,440,241	7,310,596	102%	318,035	320,607	99%	4.3%
葛西市場	切花類	5,358,821	5,132,720	104%	203,260	215,085	95%	3.8%
	鉢物類	1,951,221	1,800,991	108%	110,232	90,354	122%	5.6%
	その他	541,243	532,733	102%	34,867	38,844	90%	6.4%
	計	7,851,285	7,466,444	105%	348,359	344,283	101%	4.4%
世田谷市場	切花類	8,274,192	8,124,509	102%	303,567	304,539	100%	3.7%
	鉢物類	3,489,293	3,313,854	105%	245,629	230,145	107%	7.0%
	その他	1,051,549	1,038,866	101%	44,441	44,664	99%	4.2%
	計	12,815,035	12,477,229	103%	593,637	579,349	102%	4.6%
総計	切花類	64,534,746	61,711,522	105%	2,588,088	2,720,018	95%	4.0%
	鉢物類	16,543,746	16,000,280	103%	1,108,344	1,026,650	108%	6.7%
	その他	5,368,620	5,376,733	100%	270,535	290,916	93%	5.0%
	計	86,447,112	83,088,535	104%	3,966,967	4,037,583	98%	4.6%

切花類＝切花，切葉，切枝
 鉢物類＝鉢花，らん鉢，観葉植物，観賞樹
 その他＝苗木，その他花き

[総入荷]



[茨城県産]

