

1 平成18年東京都中央卸売市場取扱実績

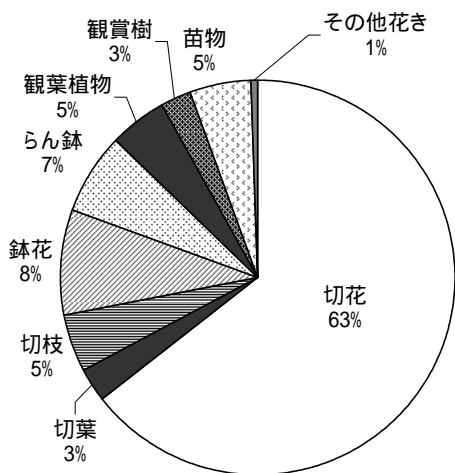
1- 東京都中央卸売市場 部類別販売実績(総数)

		年計	1月	2月	3月	4月	5月	6月	7月	8月	9月	10月	11月	12月
総数	金額(千円)	96,253,617	5,615,859	6,549,810	10,756,375	7,437,957	10,097,000	7,296,846	6,656,438	6,858,714	8,852,990	7,430,218	7,736,630	10,964,780
	前年対比	102%	97%	106%	105%	88%	113%	119%	98%	107%	108%	104%	90%	97%
切花	数量(千本)	1,026,931	64,833	74,354	127,060	74,760	90,272	74,192	84,157	86,380	101,363	76,778	73,410	99,373
	前年対比	102%	97%	104%	109%	90%	106%	99%	101%	92%	100%	104%	108%	110%
	金額(千円)	62,019,881	3,971,939	4,441,340	7,581,550	4,099,920	5,654,111	4,595,291	4,578,694	5,217,015	6,465,826	4,634,256	4,447,102	6,332,836
	前年対比	103%	98%	107%	105%	86%	117%	129%	98%	105%	109%	102%	89%	98%
切葉	数量(千枚)	85,913	5,019	5,476	8,169	7,591	10,345	7,501	7,384	6,011	8,029	6,829	6,718	6,842
	前年対比	102%	100%	101%	110%	92%	113%	103%	102%	92%	102%	102%	100%	106%
	金額(千円)	2,611,511	162,004	163,610	261,600	233,663	303,618	208,921	220,012	182,856	238,792	213,158	222,250	201,026
	前年対比	107%	116%	104%	112%	95%	117%	111%	106%	98%	109%	109%	106%	106%
切枝	数量(千束)	29,568	1,271	2,302	2,214	1,192	1,152	1,325	1,501	1,314	1,790	2,111	2,137	11,258
	前年対比	97%	90%	100%	118%	87%	98%	100%	98%	96%	96%	99%	90%	97%
	金額(千円)	4,749,383	244,107	422,702	412,313	258,560	275,954	265,433	246,149	213,181	344,312	374,733	383,326	1,308,611
	前年対比	104%	92%	100%	111%	97%	114%	115%	103%	95%	104%	100%	97%	107%
鉢花	数量(千鉢)	28,919	1,862	2,272	2,916	2,617	3,684	2,106	1,461	1,247	2,077	2,494	3,111	3,071
	前年対比	98%	89%	103%	94%	81%	109%	98%	99%	124%	102%	108%	98%	91%
	金額(千円)	8,187,057	396,549	490,257	710,830	694,836	1,275,008	553,134	367,765	288,065	502,469	608,804	1,020,354	1,278,986
	前年対比	99%	90%	104%	105%	77%	114%	104%	103%	126%	107%	110%	94%	90%
らん鉢	数量(千鉢)	2,387	194	225	270	241	262	143	124	97	141	142	206	343
	前年対比	96%	98%	96%	94%	97%	111%	83%	93%	110%	96%	96%	98%	91%
	金額(千円)	6,309,046	392,026	440,880	594,289	572,456	600,212	391,766	446,513	317,140	487,078	482,523	605,599	978,562
	前年対比	100%	94%	110%	100%	100%	113%	97%	102%	111%	103%	100%	92%	91%
観葉植物	数量(千鉢)	11,549	483	603	968	1,363	1,488	1,383	1,141	934	1,012	951	781	443
	前年対比	92%	84%	96%	89%	84%	94%	96%	88%	110%	94%	100%	89%	89%
	金額(千円)	4,491,491	224,888	263,519	427,586	555,600	556,958	520,883	445,452	353,286	353,988	330,192	273,327	185,812
	前年対比	99%	101%	107%	98%	92%	99%	102%	94%	116%	102%	103%	88%	93%
鑑賞樹	数量(千鉢)	5,636	218	293	582	846	1,143	540	247	171	357	477	428	334
	前年対比	99%	106%	87%	95%	89%	111%	104%	95%	105%	90%	114%	96%	91%
	金額(千円)	2,454,671	75,288	101,033	229,796	362,973	724,867	217,099	92,365	63,734	126,611	158,187	157,064	145,654
	前年対比	102%	101%	98%	113%	84%	120%	102%	89%	119%	99%	111%	87%	86%
苗木	数量(千箱)	3,777	129	170	341	439	488	406	208	154	193	421	498	329
	前年対比	101%	103%	111%	105%	88%	94%	107%	101%	115%	97%	116%	97%	100%
	金額(千円)	4,874,798	137,346	203,435	507,883	632,262	649,090	508,374	213,924	192,880	298,197	591,899	581,314	358,193
	前年対比	97%	70%	67%	102%	90%	102%	109%	117%	126%	87%	130%	87%	83%
その他花き	数量(千箱)	625	10	16	25	46	51	27	96	58	41	52	100	106
	前年対比	75%	62%	63%	67%	45%	80%	77%	89%	62%	90%	110%	92%	69%
	金額(千円)	555,780	11,711	23,034	30,528	27,687	57,181	35,943	45,564	30,556	35,718	36,466	46,294	175,099
	前年対比	98%	81%	98%	77%	65%	110%	97%	107%	95%	103%	119%	96%	102%
	金額(千円)	889	1,191	1,475	1,212	607	1,111	1,339	477	529	882	703	465	1,658
	前年対比	130%	130%	155%	114%	144%	137%	126%	119%	152%	115%	108%	104%	149%

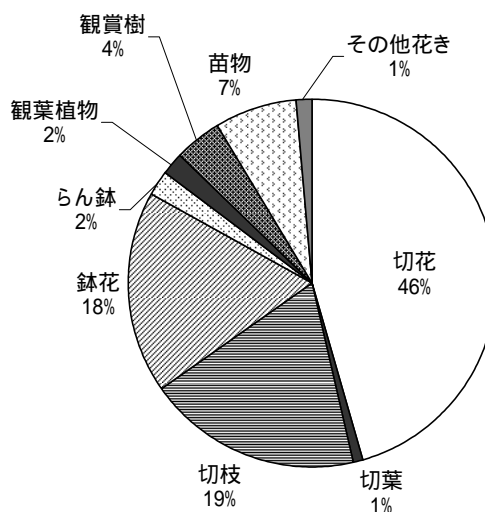
1- 東京都中央卸売市場 部類別販売実績(茨城県産)

		年計	1月	2月	3月	4月	5月	6月	7月	8月	9月	10月	11月	12月
総数	金額(千円)	4,661,935	180,760	201,344	334,523	295,550	575,814	389,251	348,151	332,395	414,617	324,032	324,063	941,436
	前年対比	103%	92%	96%	108%	83%	113%	127%	88%	111%	113%	107%	87%	102%
切花	数量(千本)	43,475	1,582	1,571	2,435	1,753	3,145	4,671	6,600	6,201	7,010	4,084	2,138	2,284
	前年対比	102%	93%	109%	120%	91%	109%	107%	98%	92%	106%	101%	99%	108%
	金額(千円)	2,129,223	105,366	99,118	162,471	101,690	211,326	245,961	247,830	245,383	289,989	150,304	116,096	153,688
	前年対比	106%	99%	108%	111%	91%	123%	141%	85%	108%	118%	103%	86%	96%
切葉	価格(円/本)	49	67	63	67	58	67	53	38	40	41	37	54	67
	前年対比	104%	106%	99%	93%	100%	113%	132%	87%	117%	111%	103%	87%	89%
	数量(千枚)	822	9	6	10	29	323	120	124	59	61	58	17	8
	前年対比	99%	82%	82%	108%	40%	105%	88%	102%	115%	104%	201%	134%	46%
切枝	金額(千円)	29,377	384	174	392	1,127	10,441	4,633	4,279	1,868	2,141	2,516	904	518
	前年対比	101%	167%	106%	161%	42%	104%	110%	105%	99%	104%	190%	112%	44%
	価格(円/枚)	36	45	30	40	39	32	39	34	32	35	43	55	69
	前年対比	103%	204%	130%	149%	106%	99%	124%	103%	86%	100%	95%	83%	94%
鉢花	数量(千束)	8,649	152	232	203	74	59	107	180	182	158	214	251	6,837
	前年対比	96%	74%	93%	113%	88%	98%	108%	92%	120%	89%	84%	68%	97%
	金額(千円)	888,392	22,673	32,933	26,103	18,948	16,988	19,813	28,172	26,639	29,868	30,465	29,807	605,982
	前年対比	106%	92%	93%	96%	104%	102%	117%	99%	106%	102%	100%	96%	110%
鉢鉢	価格(円/束)	103	149	142	128	255	289	185	156	146	190	142	119	89
	前年対比	111%	125%	100%	85%	119%	104%	108%	108%	88%	114%	119%	141%	113%
	数量(千鉢)	2,647	152	159	262	231	449	162	129	114	176	260	282	271
	前年対比	96%	101%	102%	107%	80%	118%	95%	99%	129%	101%	121%	65%	85%
らん鉢	金額(千円)	820,768	34,694	39,580	73,453	66,961	170,871	44,543	30,412	24,604	46,627	63,468	107,908	117,647
	前年対比	97%	99%	87%	120%	69%	113%	107%	100%	138%	124%	117%	87%	81%
	価格(円/鉢)	310	229	248	280	290	381	275	236	215	265	244	383	435
	前年対比	101%	98%	86%	112%	86%	95%	113%	101%	107%	122%	97%	135%	95%
観葉植物	数量(千鉢)	37	3	4	5	5	4	3	2	1	2	3	3	2
	前年対比	85%	66%	121%	62%	94%	130%	93%	73%	51%	66%	100%	98%	89%
	金額(千円)	113,089	4,861	7,110	10,756	12,377	14,850	10,639	6,485	3,758	8,971	11,467	10,213	11,604
	前年対比	101%	51%	108%	68%	96%	154%	165%	114%	78%	98%	90%	97%	136%
鑑賞樹	価格(円/鉢)	3,038	1,936	1,658	2,081	2,599	3,549	4,120	3,935	2,853	3,709	3,570	3,742	4,819
	前年対比	119%	77%	89%	111%	101%	119%	177%	158%	153%	148%	91%	99%	152%
	数量(千鉢)	442	10	19	33	50	56	45	48	42	46	43	30	21
	前年対比	89%	45%	66%	68%	73%	86%	90%	104%	118%	94%	103%	88%	221%
苗木	金額(千円)	86,403	1,739	3,375	6,631	11,171	13,317	9,625	10,043	9,147	7,784	6,908	4,080	2,583
	前年対比	100%	72%	78%	88%	94%	95%	97%	124%	139%	98%	102%	81%	119%
	価格(円/鉢)	196	169	180	204	222	240	216	209	220	170	159	137	122
	前年対比	112%	161%	117%	130%	129%	111%	108%	120%	117%	104%	99%	92%	54%
その他花き	数量(千鉢)	354	5	13	35	56	101	29	17	14	27	42	12	2
	前年対比	88%	59%	78%	110%	85%	107%	77%	60%	65%	86%	108%	62%	37%
	金額(千円)	191,430	1,211	3,432	13,099	29,507	81,480	19,014	6,265	4,144	7,337	18,665	6,065	1,211
	前年対比	93%	52%	67%	104%	73%	119%	89%	61%	65%	84%	98%	66%	53%
苗木	価格(円/鉢)	541	248	270	377	525	804	665	359	301	271	439	492	539
	前年対比	105%	89%	86%	95%	86%	111%	115%	102%	100%	97%	91%	107%	141%
	数量(千箱)	282	8	13	28	37	35	29	13	12	14	30	39	24
	前年対比	92%	62%	79%	94%	86%	83%	104%	89%	128%	89%	115%	92%	87%
その他花き	金額(千円)	335,563	8,378	13,562	36,974	48,849	44,437	33,504	13,369	15,888	19,463	35,941	40,945	24,254
	前年対比	93%	53%	72%	111%	93%	86%	112%	92%	158%	100%	117%	78%	80%
	価格(円/箱)	1,189	1,051	1,060	1,313	1,325	1,281	1,169	1,001	1,368	1,394	1,188	1,038	995
	前年対比	102%	86%	92%	118%	108%	104%	108%	103%	123%	113%	102%	85%	91%
その他花き	数量(千箱)	66	1	4	2	7	5	3	8	2	6	8	5	13
	前年対比	59%	66%	45%	55%	47%	48%	91%	149%	116%	50%	129%	101%	37%
	金額(千円)	67,691	1,454	2,059	4,644	4,919	12,105	1,519	1,296	964	2,437	4,300	8,045	23,949
	前年対比	103%	162%	69%	97%	84%	94%	89%	111%	149%	33%	114%	137%	133%
その他花き	価格(円/箱)	1,032	973	528	1,879	736	2,362	501	169	400	386	570	1,478	1,778
	前年対比	173%	244%	153%	176%	178%	197%	98%	74%	129%	66%	88%	136%	358%

1 - 東京都中央卸売市場 部類別取扱金額シェア

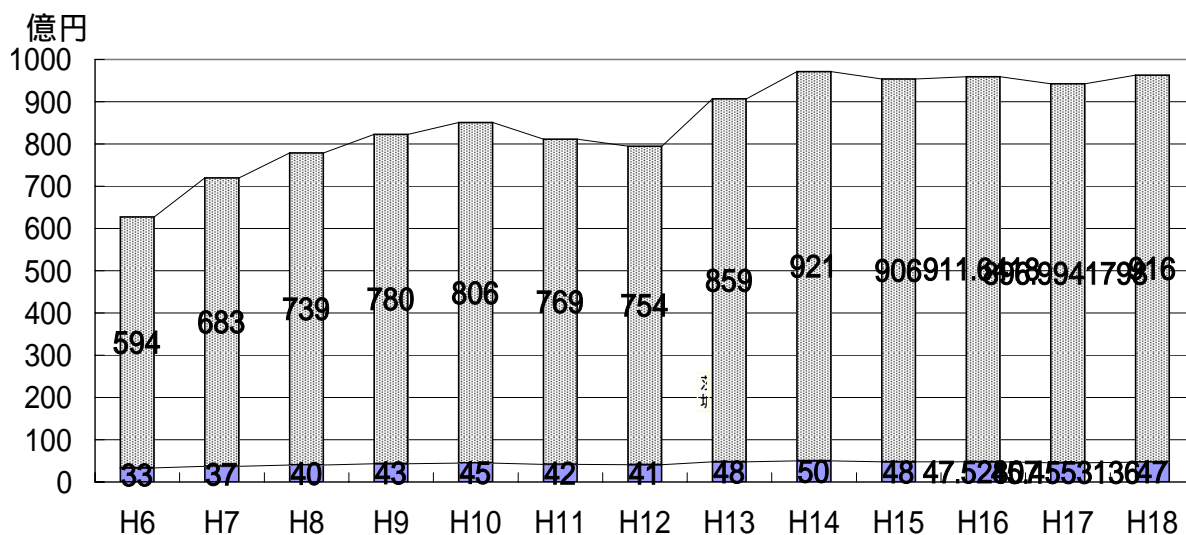


都中央卸売市場全体



茨城県産

2 東京都中央卸売市場 取扱金額推移



都中央卸売市場花き部の整備状況

- 88/4/25 北足立市場花き部開場
- 89/9/5 大田市場花き部開場
- 93/2/24 板橋市場花き部開場
- 95/4/14 葛西市場花き部開場
- 03/4/13 世田谷市場花き部開場